

# 2016 Health Insurance Annual Enrollment



## Health Fairs

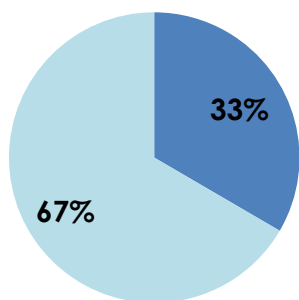
| Date & Location                    | # of Attendees |
|------------------------------------|----------------|
| May 9 – Boston City Hall           | 100            |
| May 10 – Boston Teachers Union     | 75             |
| May 17 – Florian Hall              | 75             |
| <b>Total Attendees (Estimated)</b> | <b>250</b>     |

### Attractions at the health fairs included:

- Free massages
- Wellness Survey to enter a raffle for an iPad
- Free screenings: Blood pressure, body composition, mobility assessment, skin analysis
- Representatives from: Health Benefits, Harvard Pilgrim, Blue Cross, Neighborhood Health, Tufts, Boston Mutual, SMART plan, Credit Union, Employee Assistance Program

## Annual Enrollment Period May 9 – May 20, 2016

| 2015       | 2016         | Enrollment Transactions Processed  |
|------------|--------------|--|
| 333        | 345          | Due to Qualifying Event   |
| 652        | 710          | Due to Annual Enrollment  |
| <b>979</b> | <b>1,055</b> | <b>Total Transactions Processed</b>  |



- Increased number of enrollment transactions from 2015 to 2016
- Ratio of Qualifying Events versus Annual Enrollment transactions is consistent from 2015-2016.